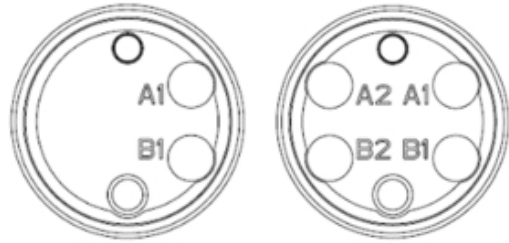







PXEB5280 Datasheet

Product Name // 2 Channel Insert

[View Product Page](#)


// Product Description:

-  2 Channel Insert
-  Designed to MIL-DTL83526D
-  Allows Plug, Jam Nut and Flange Mount to be re-terminated
-  Ferrules (termini) included to terminate the Fiber
-  Available in 4 Channel

// General Information:

Product Display Title:	2 Channel Insert
Product Family:	Circular Fiber Connectors
Product Series:	5000 Series Expanded Beam
Max Insertion Loss:	<2dB
Avg Insertion Loss:	<1.5dB
Contact Type:	Expanded Beam
Fibre Mode:	MM
Function:	Accessory
Max Operating Temperature:	+80°C
Min Operating Temperature:	-50°C
Rohs Compliant:	Yes

// Product PDF Links

[5000 Series Expanded Beam Product...](#)

// Product 3D CAD Model Links

[PXEB52803D CAD Model](#)


Have a question or project enquiry
you'd like to talk to us about?



[Click Here To Contact Us](#)