













PXM6011/02S/ST/0507 Datasheet

Product Name // Inline Cable Connector PXM6011 Series 2
Contact Socket Screw Termination (contacts supplied fitted) 5mm-7mm Cable (White Gland) Metal Body No Braid Termination

 [View Product Page](#)



// Product Description:

-  Inline Cable Connectors
-  Water and dustproof to IP66, IP68, IP69K when mated with compatible connector
-  30 degree push twist locking, tamperproof lock prevents accidental un-mating
-  Socket
-  2 Contacts
-  Screw contacts supplied fitted
-  Metal Body No Braid Termination
-  Cable acceptance 5mm-7mm diameter
-  Gland Pack PXP6088 available separately to accommodate all sizes
-  PXM6082 Sealing Cap available separately to maintain IP rating of unmated connectors
-  Mate with PXM6010 Series Flex Connectors

// General Information:

Product Display Title:	Inline Cable Connectors
Product Family:	Circular Power Connectors
Product Series:	6000 Series Buccaneer
Approvals:	UL
Body Colour:	Metallic Grey
Body Material:	Brass
Body Material Type:	Metal Body No Braid Termination
Contact Type:	Socket Contact
Coupling Type:	Push-Twist
Current Max:	16A, 11A
Diameter Over Coupling Ring Mm:	32mm
Function:	Inline Cable Connector
Insulation Resistance:	>10 ⁶ MΩ @500V DC
Ip Rating:	IP66, IP68, IP69K
Max Cable Entry Size:	7mm
Min Cable Entry Size:	5mm
Max Contact Accommodation Awg:	16AWG
Min Contact Accommodation Awg:	18AWG
Max Contact Accommodation Mm2:	1.5mm ²
Min Contact Accommodation Mm2:	0.75mm ²
Max Operating Temperature:	+120°C
Min Operating Temperature:	-40°C
Number Of Contacts:	2 Contacts
Rohs Compliant:	Yes
Salt Spray Corrosion Test:	EN60068-2-11 Test Ka Salt Mist
Voltage Max:	277V

// Product PDF Links

 [6000 Series power connectors...](#)

 [6000 Series metal body power...](#)

// Product 3D CAD Model Links

 [PXM6011/02S/ST/05073D CAD Model](#)