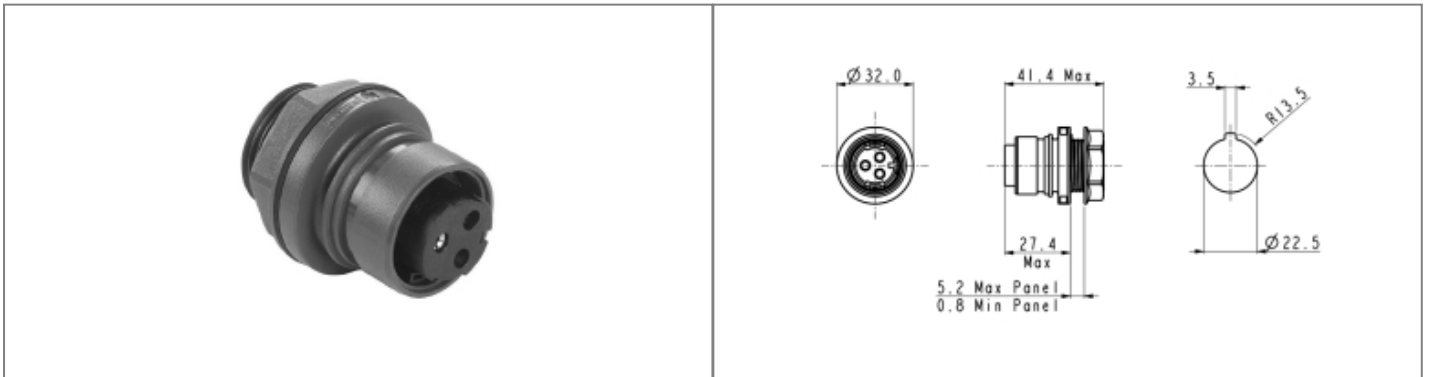











# PXP6012/03P/ST Datasheet

**Product Name // Front Panel Mount Connector PXP6012**  
**Series 3 Contact Plug Screw Termination (contacts supplied fitted) Plastic Body**

 [View Product Page](#)



## // Product Description:

-  Front Panel Mount Connectors
-  Water and dustproof to IP66, IP68, IP69K when mated with compatible connector
-  30 degree push twist locking, tamperproof lock prevents accidental un-mating
-  Plug
-  3 Contacts
-  Screw contacts supplied fitted
-  Plastic Body
-  PXP6083 Sealing Cap available separately to maintain IP rating of unmated connectors
-  Mate with PXP6010 Series Flex Connectors

## // General Information:

Product Display Title:	Front Panel Mount Connectors
Product Family:	Circular Power Connectors
Product Series:	6000 Series Buccaneer
Approvals:	cUL, UL, VDE
Body Colour:	Grey
Body Material:	Polycarbonate/Polybutylene Terephthalate (PC/PBT)
Body Material Type:	Plastic Body
Contact Type:	Plug Contact
Coupling Type:	Push-Twist
Current Max:	16A, 11A
Diameter Over Coupling Ring Mm:	32mm
Flamability Rating:	UL94V-0
Function:	Front Panel Mount Connector
Insulation Resistance:	>10 <sup>6</sup> MΩ @500V DC
Ip Rating:	IP66, IP68, IP69K
Max Contact Accomodation Awg:	16AWG
Min Contact Accomodation Awg:	18AWG
Max Contact Accomodation Mm2:	1.5mm <sup>2</sup>
Min Contact Accomodation Mm2:	0.75mm <sup>2</sup>
Max Operating Temperature:	+120°C
Min Operating Temperature:	-40°C
Max Panel Thickness:	5.2mm
Min Panel Thickness:	0.8mm
Number Of Contacts:	3 Contacts
Panel Cut Out:	22.50xR13.5-3.5mm
Rohs Compliant:	Yes
Salt Spray Corrosion Test:	EN60068-2-52 Test Kb Salt Mist (Cyclic) Marine Severity Level 1
Thread Size:	M22x1.5-6g
Voltage Max:	277V

### // Product PDF Links

 [6000 Series power connectors...](#)

 [6000 Series metal body power...](#)

### // Product 3D CAD Model Links

 [PXP6012/03P/ST3D CAD Model](#)