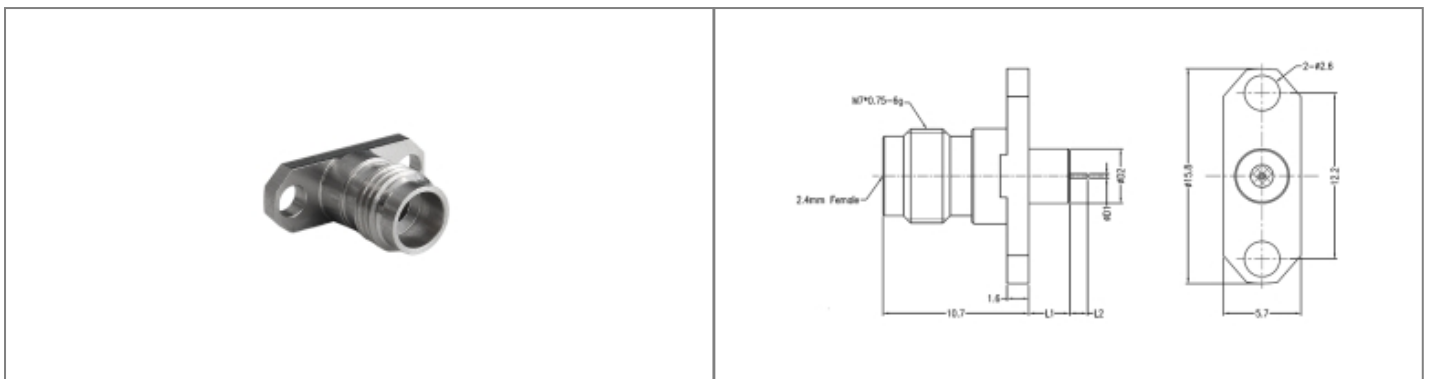











**Product Name // 2.4mm Jack Straight 2 Hole Flange RF Connector**
 [View Product Page](#)

**// Product Description:**

-  2.4mm Jack Straight 2 Hole Flange RF Connector
-  Maximum Voltage: 150V
-  Temperature range: -40°C to +85°C
-  Frequency range: 0GHz - 50GHz
-  VSWR: <1.30
-  Dielectric withstanding Voltage: >500V
-  Impedance: 50Ohm
-  Body Material: Stainless Steel Passivation
-  Contact Material: Beryllium Copper

**// General Information:**

Product Display Title:	2.40mm Series Pin with Extended PTFE 2 Hole Flange
Product Family:	Radio Frequency Connectors
Product Series:	2.40mm Series
Body Length:	10.80mm
Body Material:	Stainless Steel Passivation
Centre Contact Retention Force:	>20N
Contact Pin Material:	Beryllium Copper
Min Coupling Torque:	0.80Nm
Max Coupling Torque:	1.10Nm
Dielectric Withstanding Voltage:	>500V
Durability:	>500 cycles
Flange Mount Length:	15.80mm
Function:	Female Flange Mount RF Connector
Impedance:	50Ohm
Insulation Resistance:	>5000MOhm
Insulator:	UNFILLED ULTEM 1000/PEI
Max Operating Temperature:	+85°C
Min Operating Temperature:	-40°C
Mount Hole Distance:	12.20mm
Min Operating Frequency:	0GHz
Max Operating Frequency:	50GHz
Pin Diameter:	0.30mm
Pin Length:	1.50mm
Ptfe Diameter:	1.67mm
Ptfe Length:	1.40mm
Voltage Max:	150V
Vswr:	<1.30

**// Product PDF Links**
 [2.40mm Series Product Datasheet](#)
**// Product 3D CAD Model Links**
 [RF240A2JEGADAA3D CAD Model](#)