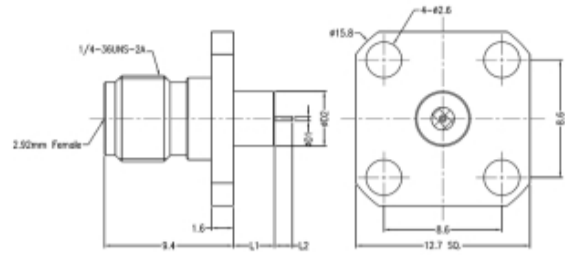











Product Name // 2.92mm Jack Straight 4 Hole Flange RF Connector
 [View Product Page](#)

* Representative product image only



// Product Description:

-  2.92mm Jack Straight 4 Hole Flange RF Connector
-  Maximum Voltage: 250V
-  Temperature range: -40°C to +85°C
-  Frequency range: 0GHz - 40GHz
-  VSWR: <1.30
-  Dielectric withstanding Voltage: >750V
-  Impedance: 50Ohm
-  Body Material: Stainless Steel Passivation
-  Contact Material: Beryllium Copper

// General Information:

Product Display Title:	2.92mm Series Pin with Extended PTFE 4 Hole Flange
Product Family:	Radio Frequency Connectors
Product Series:	2.92mm Series
Body Length:	9.40mm
Body Material:	Stainless Steel Passivation
Centre Contact Retention Force:	>20N
Contact Pin Material:	Beryllium Copper
Min Coupling Torque:	0.80Nm
Max Coupling Torque:	1.10Nm
Dielectric Withstanding Voltage:	>750V
Durability:	>500 cycles
Flange Mount Length:	12.70mm
Function:	Female Flange Mount RF Connector
Impedance:	50Ohm
Insulation Resistance:	>5000MOhm
Insulator:	UNFILLED ULTEM 1000/PEI
Max Operating Temperature:	+85°C
Min Operating Temperature:	-40°C
Mount Hole Distance:	8.60mm
Min Operating Frequency:	0GHz
Max Operating Frequency:	40GHz
Pin Diameter:	0.30mm
Pin Length:	1.50mm
Ptfe Diameter:	4.00mm
Ptfe Length:	3.00mm
Thread Size:	1/4 36UNS 2A
Voltage Max:	250V
Vswr:	<1.30

// Product PDF Links

 [2.92mm Series Product Datasheet](#)

// Product 3D CAD Model Links

 [RF292A4JCCADGB3D CAD Model](#)