

Bulgin's range of **high quality rocker switches** includes a huge choice of **single** and **double contact** options available in various sizes, colours, terminations, actuator types and **ratings up to 20A, 277Vac**, allowing for virtually any design configuration.

- Available types: Ultra-thin, Miniature, Twin unit, Miniature round and Standard
- Rating from 10A, 250V ac up to 20A, 277V ac
- Single & double contact variants available
- Push-on, solder & PCB terminals
- Illuminated and non-illuminated options
- High in-rush (ON-OFF types)
- Matching Indicators
- Splash resistant options
- Choice of bezel styles and sizes, panel cut-outs and actuators
- Choice of switching circuits including 3 position



8800 Thinline Rocker Switches

10A 250Vac

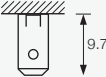


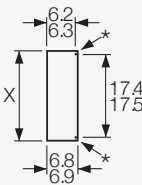
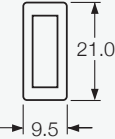
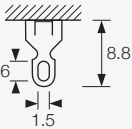



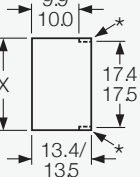
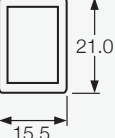
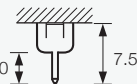




Key Features

- Ultra thin rocker switch
- Ratings up to 15A, 250Vac
- Single and twin gang
- Panel cut out:
Single 19.3 x 6.8
Twin 19.3 x 13.4

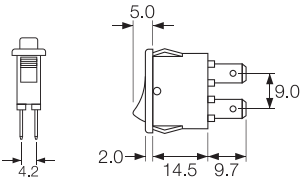
Approvals and specifications

- 6(2) A 250 V AC 5E4 T100
10(6) A 250 V AC 1E4 T100
Inrush 10/50 A 250 V AC 1E4 T100
 - UL 15A 250Vac (Twin unit is 10A 250Vac)
UL 125Vac 1/2hp
UL 100°C, CSA file LR10990
- 3mm contact gap.

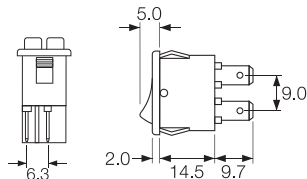
Terminal	Function	Rocker	Body	Body Colour	Rocker Colour
H 	 Switches are ON when pressed over terminal 1 8800  ON - OFF Single contact		A. Single contact Panel Cut  Bezel  *Optional profile for orientation	B Black R Red W White	B Black R Red W White
T 	 Switches are ON when pressed over terminal 1 or 3 8800  ON - OFF Twin contact		B. Single contact - Twin Panel Cut  Bezel  *Optional profile for orientation Panel thickness Dim X 0.75-1.2 19.1/19.2 1.25-1.99 19.3/19.4 2.00-3.00 19.7/19.8 Cut-outs must be punched in the direction of insertion	B Black R Red W White	B Black R Red W White
X 	 Switches are ON when pressed over terminal 1 or 3 8800  ON - OFF Twin contact				

Dimensions

8800VA (H terminals shown)



8800V/8800VA (H terminals shown)



Legend	Legend Colour	Options
<div>Blank</div> <div>132</div>	<div>Blank</div> <div>B Black</div> <div>W White</div>	<div>Finish</div> <div>Matt finish only.</div> <div>Colour</div> <div>Call sales for custom colours. A full range is available for large orders.</div> <div>Legend printing</div> <div>Select from the examples or call sales for custom legends.</div>

Examples



▮ X8800VA



▮ X8800VA
▮ T8800VA - - -



▮ X8800VA
▮ T8800VA - - -



▮ H8800V/H8800VA
▮ T8800V/T8800VA



▮ H8800V/H8800VA
▮ T8800V/T8800VA

8500 Rocker Switches - Miniature

15A 250Vac Single & Double Contact

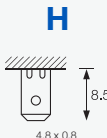


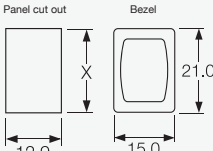
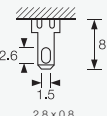

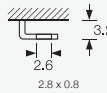

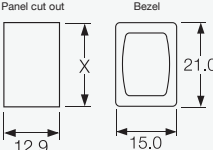
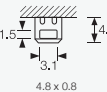

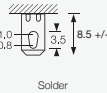






Key Features

- Miniature rocker switch
- Ratings up to 15A, 250Vac
- Single & double contact in same body size
- Illuminated & non-illuminated
- Matching indicators
- Industry standard panel cut-out
- Rotary and push button actuator options
- Panel cut out: 19.3 x 12.9

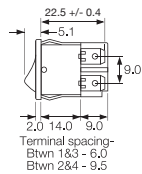
Approvals and specifications

- 6(4) A, 250 VAC, 5E4, T125
- 10(6) A, 250 VAC, T125
- 10(6) A, 250 VAC, T100
- UL 15A Non Ind 250Vac, 14A Ind 250Vac, 10A 277Vac
- UL 250Vac 1/2hp, 125Vac 1/4hp
- UL 105°C, (non lit)
- 3mm contact gap.

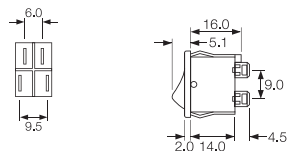
Terminal	Function	Rocker	Body	Body Colour	Rocker Colour
H 	 ON OFF Switches are ON when pressed over terminal 1	H Slotted for custom caps 	B Standard body with terminal barrier 	B Black	Un-Lit B Black
K 	8500 ON - OFF Single contact (Uses terminals 1a & 2a)	R Semi-rotary (not lit) 		R Red	R Red
L  Right angle version of K terminal available on 8500 only	8503 ON (lit) - OFF Single contact	D Paddle lever (not lit) 	BC Body without terminal barrier  Dimensions for snap-in fixing Panel thickness Dim X 0.75-1.25 19.1/19.2 1.25-2.00 19.3/19.4 2.00-3.00 19.7/19.8	W White	Lit A Amber
R 	8550 ON - OFF Double contact	V Curved (not lit) 			G Green
T  Solder	8553 ON (lit) - OFF Double contact	V Curved (lit) 			C Clear
	8580 Available with H terminals only	X Two colour (not lit) 			R Red
	 Indicator UL/CSA E63363	A Softline lens 			
		P Push button operation (8500 only) See drawing opposite			

Dimensions

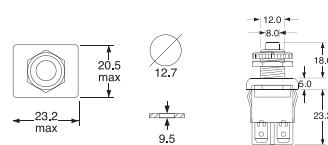
"B" body with barrier for H, T and K terminals



"BC" body w/o barrier primarily for L or R terminals (can be used for all terminals)



'PO' Actuator and body - push button function (8500 only)



Insert Colour	Lamp Voltage	Legend	Legend Colour	Options
X Rocker Only	Blank	Blank	Blank	<p>Finish Matt finish only.</p> <p>Colour Call sales for custom colours. A full range is available for large orders.</p> <p>Legend printing Select from the examples or call sales for custom legends.</p> <p>Lamp voltage Call sales for details of available voltages.</p> <p>Protective cover L167 Snaps on to bodies with V or X style rockers and A lens. This reduces panel thickness by 0.8mm.</p>
R Red	2 125V Neon	076	B Black	
W White	3 250V Neon		W White	
Blank Leave blank for other Rocker types	7 12V Filament			
	8 24V Filament			



Examples



H8500VB ---
T8500VB ---



H8550VB ---
T8550VB ---



H8550HB ---
T8550HB ---



H8550XB ---
T8550XB ---



H8550RB Semi-rotary
A splash proofing option



H8500PO ---
Pushbutton option



H8553VB ---
T8553VB ---



H8580AB ---

8600 Rocker Switches - Miniature

10A 250Vac Single & Double Contact



Key Features

- Miniature rocker switch
- Illuminated and non illuminated
- Ratings up to 16A, 250Vac
- Matching indicators
- Single & double Contact
- Panel cut out single: 19.3 x 12.9 double: 19.3 x 21.9
- ON/OFF, C/O, biased and centre off switching
- Push on, solder and PCB terminals

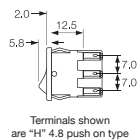
Approvals and specifications

- 10(4)A 250Vac T90 (unless noted below)
- UL See ratings below UL 65°C, file E45221
- 3mm contact gap except where marked μ .

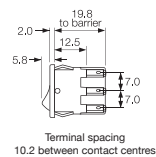
Terminal	Function	Rocker	Body	Body Colour
H 4.8 x 0.8 7.4	Approvals & ratings vary with function 8600 10(4)A 16A 250V, 10A 277V 1/2HP 277V, 1/4HP 125V ON - OFF 8650 10(4)A 10A 277V 1/2HP 277V, 1/4HP 125V ON - OFF ON OFF Switches are ON when pressed over terminal 3 	V Curved V Curved (lit) 	B Single Contact Panel cut out Bezel Single Contact dimensions for snap-in fixing Panel thickness 0.75-1.25 1.25-1.99 2.00-3.00 Dim X 19.1/19.2 19.3/19.4 19.7/19.8	B Black R Red W White
T 3.5 x 0.8 Solder 6.4	8601 6(1)A 16A 250V, 6A 277V ON - OFF (momentary ON) 8651 6(1)A 6A 277V ON - OFF (momentary ON) 	F Flat Indicator only (Single contact) 	B (Double Contact) with terminal barrier BC (Double Contact) w/o terminal barrier Panel cut out Bezel Double Contact dimensions for snap-in fixing Panel thickness 0.75-1.24 1.25-1.99 2.00-3.00 Dim X 19.1/19.2 19.3/19.4 19.7/19.8	
X 3.7 5.3 PCB 0.8Sq	N/A ON - OFF Lit 8610 6(1)A 10A 277V 1/2HP 277V, 1/4HP 125V ON - ON 8653 10(4)A 6A 277V ON - OFF Lit 8611 6A 277V ON - ON (momentary 1 side) 8661 6A 277V ON - ON (momentary 1 side) * 8611 and 8661 not covered by ENEC			
	8620 μ ON - OFF - ON 8630 6(1)A UL E63363 CSA LR29381 Indicators	8670 μ ON - OFF - ON 		

Dimensions

Single contact



Double contact



Rocker Colour	Lamp Voltage	Legend	Legend Colour	Options
Un-Lit B Black	Blank	Blank	Blank	Finish Matt finish only.
R Red	2 125V Neon	076	B Black	Colour Call sales for custom colours. A full range is available for large orders.
W White	3 250V Neon		W White	Legend printing Select from the examples or call sales for custom legend.
Lit A Amber	7 12V Filament			Lamp voltage Call sales for details of available voltages.
G Green	8 24V Filament			Blanking plate A8634FB Dummy unit to fill unused panel holes. Single contact size only.
C Clear				Protective covers L167 for SP L180 for DP Snap on to bodies with V rocker or F lens. This reduces panel thickness by 2.2mm.
R Red				Single Contact options Most switches shown can have single contact switching in double contact bodies.

Examples



H8600VB ---
T8600VB ---



H8600VB ---
T8600VB ---



H8630FB ---
T8630FB ---



H8650VB ---
T8650VB ---



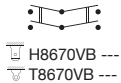
H8660VB ---
T8660VB ---



H8653VB ---
T8653VB ---

8620 & 8670 Rocker Switches

3 Positions - 10A 250Vac



Key Features

- 3 position miniature rocker switch
- Panel cut out: single: 19.3 x 12.9 double: 19.3 x 21.9
- Ratings up to 15A, 250Vac
- Single & double Contact
- Centre off switching
- Push on, solder and PCB terminals
- Matching indicators

Approvals and specifications

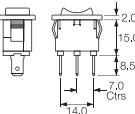
- 10(4)A 250Vac T90
- UL 15A 277Vac (Single Contact)
- UL 250Vac 1/2hp (Single Contact)
- UL 125Vac 1/4hp (Single Contact)
- UL 10A 277Vac (Double Contact)
- UL 277Vac 1/2hp (Single & Double Contact)
- UL 90°C
- μ contact gap.

Terminal	Function	Rocker	Body	Body Colour	Rocker Colour
H 	 8620 	V 	B Single Contact Panel thickness 0.75-1.24 1.25-1.99 2.00-3.00 Dim X 19.1/19.2 19.3/19.4 19.7/19.8	B Black	Lit (DP) A Amber
T 	 8670 	H 	B Single Contact - Twin Panel thickness 0.75-1.24 1.25-1.99 2.00-3.00 Dim X 19.1/19.2 19.3/19.4 19.7/19.8	R Red W White	C Clear G Green R Red
X 					Lit (DP) B Black R Red W White

Out-outs must be punched in the direction of insertion

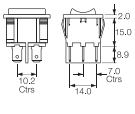
Dimensions

Single Contact



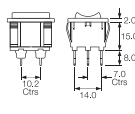
Terminals shown are "H" 4.8 push on type

Double Contact




Terminal spacing 10.2 between Contact centres

Double Contact



Terminal spacing 10.2 between Contact centres

Lamp Voltage	Legend	Legend Colour	Options
Blank	Blank	Blank	<p>Finish Matt finish only.</p> <p>Colour Call sales for custom colours. A full range is available for large orders.</p> <p>Legend printing Select from the examples or call sales for custom legend.</p> <p>Lamp voltage Call sales for details of available voltages.</p> <p>Blanking plate A8634FB Dummy unit to fill unused panel holes. Single Contact size only.</p> <p>Protective covers L167 for SP L180 for DP Snap on to bodies with V rocker or F lens. This reduces panel thickness by 2.2mm.</p> 
2 125V Neon	076	B Black	
3 250V Neon		W White	
7 12V Filament			
8 24V Filament			<p>Single Contact options Most switches shown can have single Contact switching in double Contact bodies.</p>

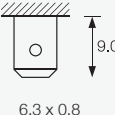



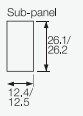
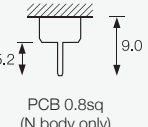



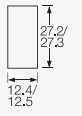
1250 Rocker Switches

10A 250Vac



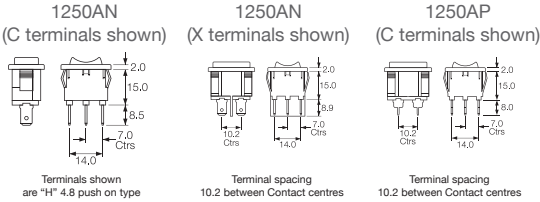
Key Features

- Standard rocker switch
- Panel cut out: 27.2 x 12.4 (snap in) 26.3 x 12.4 (sub panel mount)
- Double Contact in single Contact body
- Snap in or sub panel mount
- Integral terminal barrier
- Push on or PCB terminals

Terminal	Function	Rocker	Body	Body Colour	Rocker Colour
C  6.3 x 0.8	 On when pressed over terminal 1 1250  ON - OFF Double Contact Contacts are 9.0mm between centres.	A Curved  Shown in N body	N Panel cut-out Sub-panel Facia Bezel  12.4/12.5 26.1/26.2 Panel thickness 0.75-1.24 1.25-1.99 2.00-3.00 Dim X 26.1/26.2 26.3/26.4 26.7/26.8	B Black W White	B Black W White
X  PCB 0.8sq (N body only)	 On when pressed over terminal 1 1250SP  ON - OFF Single Contact	 Shown in P body	P Panel cut out Bezel  12.4/12.5 27.2/27.3 Panel thickness 0.75-3.00		G Grey

Out-outs must be punched in the direction of insertion

Dimensions



Approvals and specifications

-  10(6)A 250Vac T100
6A 400Vac T100
1A 30Vdc
-  UL 10A 250Vac
UL 16A 250Vac Resistive
UL 125Vac 1/2hp
UL 1A 30Vdc
UL 100°C
3mm contact gap

Legend	Legend Colour	Options
Blank	Blank	<p>Finish</p> <p>Matt finish only.</p> <p>Colour</p> <p>Call sales for custom colours. A full range is available for large orders.</p> <p>Legend printing</p> <p>Select from the examples or call sales for custom legend.</p>
085	B Black	
	W White	

6000 SP Splash Resistant Rocker Switches



16A 250Vac



Key Features

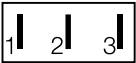
- Ratings up to 20A, 277Vac
- Positive switch action
- Distinctive styling
- Illuminated & nonilluminated
- Single Contact
- Panel cut out: 30.1 x 11.1mm

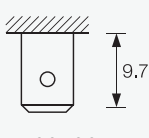


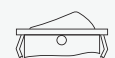
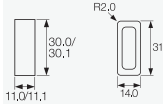
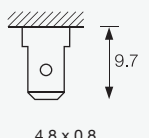



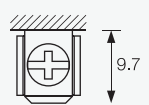




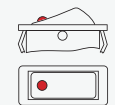
Approvals and specifications

-  European 16(4)A 250Vac T125, 10A 400Vac T125
-  UL = 20A 277Vac, 1 1/2HP 250Vac 1HP 125Vac
cUL = 20A 277Vac, 1HP 125Vac, 1/2HP 125Vac
- 3mm contact gap with Positive Break switching.
Call factory for IP details.

Vary with Function

Approvals & ratings vary with function
ON OFF Switches - ON when pressed over terminals 3.



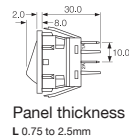
Terminal	Function	Rocker	Body	Body Colour	Rocker Colour	Lamp Voltage
C 	6000  ON - OFF 6001  ON - OFF (momentary ON)	A Softline Matt 	L Panel cut-out ** Bezel  30.0/30.1 11.0/11.1 R2.0 31.5 14.0 Cut-outs must be punched in the direction of insertion	B Black W White	Lit (DP) A Amber C Clear G Green R Red	Blank 2 125V Neon
H 	6002  ON - OFF (momentary OFF) 6003  ON - OFF Lit	A Softline Matt 			B Black R Red	3 250V Neon
S  Screw & Clamp N/A for assemblies with 3 terminals	6008  ON - OFF Lit (Unswitched neutral) 6009  ON - OFF (momentary ON) Lit (Unswitched neutral) 6010  ON - ON 6011  ON - ON (momentary 1 side)	P Lit window Matt 			Lit (DP) B Black R Red W White	5 12Vdc LED (P Rocker) 6 24Vdc LED (P Rocker) 7 12V Filament 8 24Vdc Filament

Integral Splash Resistance




Current carrying parts are protected from moisture. Droplets which may enter the switch are channelled out through ports in the switch body. For IP65 see options below

Dimensions



Panel thickness
L 0.75 to 2.5mm

Legend	Legend Colour	Options
Blank	Blank	G74 Protective Cover
1223	B Black	<p>Finish Matt is standard.</p> <p>Colour Call sales for custom colours. A full range is available for large orders.</p> <p>Legend printing Select from the examples or call sales for custom legends.</p> <p>Lamp voltage Call sales for details.</p> <p>Protective cover A snap on cover is available (add G after body code), this reduces panel thickness by 2mm.</p>  <p>Panel sealing washer W46 is available, this reduces panel thickness by 1.2mm.</p> <p>Covers are not suitable for momentary types. For all options call the factory</p>
	W White	

Examples



C6000AL ---



C6000AL ---



C6010AL ---



C6003AL ---




C6003PL ---



C6030AL ---

6050 DP Splash Resistant Switches

& Twin Switches - 16A 250Vac



Key Features

- Ratings up to 20A, 277V ac
- Positive switch action
- Distinctive styling
- Illuminated & non-illuminated
- Double Contact
- DC LED Illumination Available
- Panel cut out: 30.1 x 22.2mm

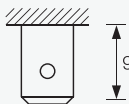



















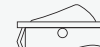

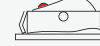

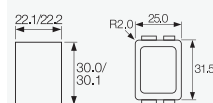
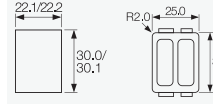
Approvals and specifications

European 16(4)A 250Vac T125, 10A 400Vac T125

UL (except 6054 & 6055 Switches) 20A 277Vac, 250Vac 11/2hp, 125Vac 1hp

UL 100°C

3mm contact gap with Positive Break switching.

Terminal	Function	Rocker	Body	Body Colour	
<div>C</div> <div></div> <div>6.3 x 0.8</div>	<div>6050</div> <div></div> <div>ON - OFF</div> <div>6051</div> <div></div> <div>ON - OFF (momentary ON)</div> <div>6052</div> <div></div> <div>ON - OFF (momentary OFF)</div> <div>6053</div> <div></div> <div>ON - OFF Lit</div> <div>6054</div> <div></div> <div>ON - OFF (momentary ON) Lit</div> <div>6055</div> <div></div> <div>ON - OFF (Single Contact) (momentary ON) Lit</div> <div>6056</div> <div></div> <div>ON - OFF (Single Contact) Isolated light</div> <div>6057</div> <div></div> <div>ON - OFF Isolated light</div> <div>6058</div> <div></div> <div>ON - OFF (Single Contact) Lit</div> <div>6059</div> <div></div> <div>ON - OFF (Single Contact) (momentary ON) Isolated light</div>	<div>6060</div> <div></div> <div>ON - ON</div> <div>6061</div> <div></div> <div>ON - ON (momentary 1 side)</div> <div>6062</div> <div></div> <div>2 Circuit ON - ON (In house tests only)</div> <div>6066</div> <div></div> <div>ON - ON (Single Contact) Isolated light</div> <div>6067</div> <div></div> <div>ON - ON Lit</div> <div>6068</div> <div></div> <div>ON - ON 1 Contact ON - OFF Lit 1 Contact</div> <div>6090</div> <div></div> <div>ON - OFF 1 Contact ON - OFF Lit 1 Contact</div> <div>6091</div> <div></div> <div>ON - OFF (momentary ON) Lit</div> <div>6092</div> <div></div> <div>ON - OFF 1 Contact ON - ON 1 Contact Lit</div> <div>Circuits are Double Contact unless described otherwise</div>	<div>A</div> <div>Softline Matt</div> <div></div> <div>A</div> <div>Softline Matt</div> <div></div> <div>P</div> <div>Lit window Matt</div> <div></div> <div></div> <div>Lit window</div>	<div>L</div> <div>Double Contact</div> <div>Panel cut-out ** Bezel</div> <div></div> <div>22.1/22.2 25.0 30.0/30.1 31.5</div> <div>R2.0</div> <div>L</div> <div>Twin units</div> <div>Contact sales for information on splash resistance and IP ratings</div> <div></div> <div>22.1/22.2 25.0 30.0/30.1 31.5</div> <div>R2.0</div>	<div>Lit (DP)</div> <div>A</div> <div>Amber</div> <div>C</div> <div>Clear</div> <div>G</div> <div>Green</div> <div>R</div> <div>Red</div> <div>Un-Lit (DP)</div> <div>B</div> <div>Black</div> <div>R</div> <div>Red</div> <div>W</div> <div>White</div>

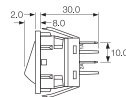
Integral Splash Resistance



Current carrying parts are protected from moisture. Droplets which may enter the switch are channelled out through ports in the switch body.

For IP65 see options below

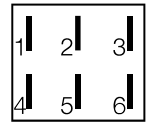
Dimensions




Panel thickness
L 0.75 to 2.5mm
Terminal spacing - Contacts 10.5 between centres

Vary with Function

Approvals & ratings vary with function
ON OFF Switches - ON when pressed over terminals 3 & 6.



Rocker Colour	Lamp Voltage	Legend	Legend Colour	Options
B Black	Blank	Blank	Blank	G72 Protective Cover
R Red	2 125V Neon	1223	B Black	Finish Matt is standard.
W White	3 250V Neon		W White	Colour Call sales for custom colours. A full range is available for large orders.
	5 12Vdc LED (P Rocker)			Legend printing Select from the examples or call sales for custom legends.
	6 24Vdc LED (P Rocker)			Protective cover The 6050 series is a water through design. For a higher level of sealing, a snap on cover is available (add G after body code). This reduces panel thickness by 1mm.
	7 12V Filament			
	8 24Vdc Filament			Panel sealing washer W42 is available. This reduces panel thickness by 1.00mm. Covers are not suitable for momentary types.
				IP Ratings Call the sales for details.
				Terminal Link P1067 connects the Contacts of a double Contact switch or twin unit.
				# Mounting orientation may affect IP rating.

Examples



C6050AL - - -



C6053AL - - -



C6053PL - - -



C6000A/C6000AL



C6003P/C6003PL



C6003P/C6030AL

1500 Standard & 1300 High Inrush Switches

150A to EN61058-1 and 16A 250Vac



Key Features

- Standard rocker switch
- Non-illuminated
- 150A inrush
- Choice of switching circuits including 3 position
- Choice of bezel styles
- Choice of panel cut outs
- Matching indicator
- Single Contact
- Splash resistant option
- DC LED Illumination Available for "P" Rocker
- Panel cut out 'A' style: 27.3 x 12.3mm

Approvals and specifications

1500 Series 16(4)A 250Vac T125 (European Approvals Pending)

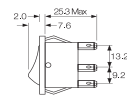
UL 16A Non Ind 250Vac, (2 posn) 250Vac 1hp, 125Vac 1/2hp, (3 posn) 250Vac 1/2hp, 125Vac 1/4hp
1330 36Vdc 14A
1350 72 Vdc 7A
1500 & 1510 14 Vdc 10A
UL 85°C

In house test:
10A 24Vdc—Indicative rating only

1300 series 16(4)A 250Vac T125 1E4 (10,000 Ops.)

Terminal	Function	Rocker	Body	Finish	Body Colour
C 6.3 x 0.8	Standard 1500 ON - OFF 1501 HP rating N/A ON - OFF (momentary ON) 1502 HP rating N/A ON - OFF (momentary OFF) 1510 μ HP rating N/A ON - ON 1511 μ HP rating N/A ON - ON (momentary 1 side) 1520 μ 125V & 250V 1/2 HP H terminal rated T100 only ON - OFF - ON 1521 μ HP rating N/A H terminal rated T100 only ON - OFF - ON (momentary 1 side) 1522 μ HP rating N/A H terminal rated T100 only ON - OFF - ON (momentary 2 sides) 0430 (Indicator) HP rating N/A H terminal rated T100 only 1484 In-house tested to 10(3)A 250Vac 3 position selective 1487 In-house tested to 10(3)A 250Vac 3 position selective High Inrush 1300 ON - OFF	A Softline Matt B Splash resistant (with Arcshield) Matt H Slotted (for custom Adaptors) not momentary V Curved Matt or gloss W Splash resistant (with Arcshield) Matt X Two colour Matt ON - OFF only (not momentary) F Flat lens Gloss (0430 only) A Softline lens Matt (0430 only) as F but with raised profile	Panel cut-out Bezel Cut-outs must be punched in the direction of insertion A 12.2/12.3 27.2 27.3 30.2 14.0 Gloss or Matt B 11.0/11.1 30.0 30.1 33.4 14.0 R3.5 Matt only L 11.0/11.1 30.0 30.1 32.0 14.0 R1.0 Matt only Q 11.5/11.6 28.2 28.3 30.2 14.0 R1.6 Gloss or matt R 14.0/14.1 28.5 28.6 31.5 17.0 Matt only T 11.5/11.6 28.2 28.3 30.2 14.0 R1.6 Matt only	M Matt G Gloss Applies to both Rocker & Body	B Black R Red W White

Dimensions



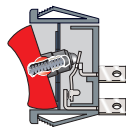
Panel thickness
A,Q 0.75 to 3.3mm
L,B,T 0.75 to 2.5mm
R 0.75 to 3.0mm

Splash Resistance

1500 W and B splash resistant options

Feather edge seals and a close fitting collar protect current carrying parts from moisture.

B option has Hytrel collar/seals for enhanced protection.



1300 High inrush, positive break switching


The 1300 series mechanism ensures contact welds formed at switch-on are positively separated by the plunger tube acting directly on the step in the moving contact.

150A Inrush to EN61058-1
UL 20A 250Vac 1hp, 125Vac 1/2hp
UL 85°C

In house test:

20A 24Vdc—Indicative rating only

3mm contact gap except if marked μ .

Rocker Colour	Lamp Voltage	Insert Colour	Legend	Legend Colour	Options
Un-Lit	Blank	Blank	Blank	Blank	<p>Finish Matt is standard.</p> <p>Colour Call sales for custom colours. A full range is available for large orders.</p> <p>Legend printing Select from the examples or call sales for custom legends.</p> <p>Lamp voltage Call sales for details.</p> <p>Blanking plates A0434 - - Dummy units to fill unused panel holes.</p> <p>Protective cover Snaps on to A, L, Q or T bodies (add G after body code in cat no.), this reduces panel thickness by 1mm.</p>
B Black	2 125V Neon	R Red	602A	B Black	
R Red	3 250V Neon	W White		W White	
W White	7 12V Filament				
Lit	8 24Vdc Filament				
A Amber					 <p>Panel sealing washer W46 is available for the same body sizes, this reduces panel thickness by a further 0.8mm. Covers are not suitable for momentary types.</p>
C Clear					
G Green					
R Red					

Examples



C1500AR - - -
T1500AR - - -



C1500AL - - -
T1500AL - - -



C1500XL - - -
T1500XL - - -



C1510AL - - -
T1510AL - - -



C1520AL - - -
T1520AL - - -



C0430AL - - -
T0430AL - - -

5500 Lit Rocker Series

10A 250Vac



Key Features

- Standard rocker switch
- Illuminated
- Choice of switching circuits
- Choice of bezel styles
- Choice of panel cut outs
- Matching indicator
- Single Contact
- Splash resistant option
- Panel cut out 'A' style:

Approvals and specifications

6(4) A, 250 V ac, 50/60 Hz, IP40, 1E4, T85/55, micro disconnection
12 A, 250 V ac, 50/60 Hz, IP40, 1E4, T125/55, micro disconnection

UL 15A 250Vac, CSA 16A Non Ind 250Vac
UL 250Vac 1hp, 125Vac 1/2hp
UL 85°C

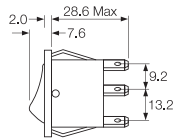
µ contact gap.

For Twin units repeat the order details for both the left and right sides.

Terminal	Function	Rocker	Body	Body Colour	Rocker Colour
C 6.3 x 0.8	Approvals & ratings vary with function ON OFF Switches - ON when pressed over terminal 3 5500 µ ON - OFF Single Contact	A Softline (Matt only) 	A Panel Cut - outs Bezel 	B Black	Un-Lit B Black
H 4.8 x 0.8	5503 µ ON - OFF Single Contact	P Lit window (Matt only) 	B R3.5 	W White	R Red W White
T Solder	5508 µ ON - OFF Lit Switched neutral		L R1.0 		Lit
			Q R1.6 		A Amber
			R R1.6 		C Clear
			T R1.6 		G Green
					R Red

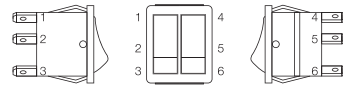
Dimensions

Panel thickness
A,Q 0.75 to 3.3mm
L,B,T 0.75 to 2.5mm
R 0.75 to 3.0mm




Twin units

Two single switches or a switch and an indicator light can be assembled side by side in one double Contact body.
 For 5500 range panel cut-out details (L, B and T) call sales.



Terminal spacing -
 Contacts 10.8 between centres (twin units)

For twin units the first set of order format details refer to the left hand unit, when looking at the front of the assembly.
 (This has terminal numbers 1, 2 & 3)

Lamp Voltage	Legend	Legend Colour	Options
Blank	Blank	Blank	<p>Finish Matt is standard.</p> <p>Colour Call factory for custom colours. A full range is available for large orders.</p> <p>Legend printing Select from the examples or call factory for custom legends.</p> <p>Lamp voltage Call factory for details.</p> <p>Blanking plate A0434 - - (SP) A0494 - - (DP) Dummy units to fill unused panel holes.</p> <p>Protective cover Snaps on to A, L, Q or T bodies (add G after body in cat no.), this reduces panel thickness by 1.00mm.</p>  <p>Panel sealing washers W46 (Single Contact) and W42 (Double Contact) are available for these body types, this reduces panel thickness by 2mm.</p> <p>For all options call the factory.</p>
2 125V Neon	602A	B Black	
3 250V Neon		W White	
5 12Vdc LED (P Rocker) IF = 20-30mA			
6 24Vdc LED (P Rocker) IF = 20-30mA			
7 12V Filament			
8 24Vdc Filament			

Examples



C5503AL - - -



C5500AL - - -



C5503PL - - -



C5503A/C5430AL



C5503A/C5503AL



C5503P/C5503PL

1500 Twin Units Switches and Indicators

16A 250Vac











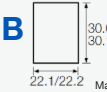









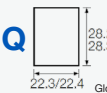








Key Features

- Twin unit rocker switch
- Choice of switching circuits including 3 position
- Push-on, solder and PCB terminals
- Choice of bezel styles
- Choice of panel cut outs
- Matching indicator
- Single Contact switches
- Splash resistant option
- Panel cut out 'A' style: 27.2 x 22.3mm

Approvals and Specifications

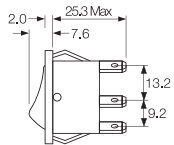
- 16(4)A 250Vac T125 (Pending)
- UL 16A 250Vac
- UL (2 posn) 250Vac 1hp, 125Vac 1/2hp, (3 posn) 250 Vac
- 1/2hp, 125Vac 1/4hp
- UL 85°C

For versions with High Inrush or for 50,000 operations,
3mm contact gap except where marked μ .

Terminal	Function	Rocker	Body	Finish	Body Colour	Rocker Colour
C 	Approvals & ratings vary with function ON OFF Switches - ON when pressed over terminal 1 or 4 	A Softline (Matt only) 	Panel Cut - outs Bezel A  22.3/22.4 27.2/27.3 Gloss or Matt B  25.0 30.2	M Matt	B Black	Un-Lit B Black
H 	1500  ON - OFF	B Softline (Matt only) 	B  22.1/22.2 30.0/30.1 Matt only B  25.0 33.4 R3.5	G Gloss Applies to both Rocker & Body	W White	R Red
T 	1510 μ  ON - ON	W Softline (Matt only) 	L  22.1/22.2 30.0/30.1 Matt only L  25.0 32.0 R1.0			W White
K 	1520 μ  ON - OFF - ON	X Softline (Matt only) 	Q  22.3/22.4 28.2/28.3 Gloss or matt Q  25.0 30.2 R1.6			Lit A Amber
X 	0430  Indicator	A Softline (Matt only) 	R  25.3/25.4 28.4/28.5 Matt only R  28.9 33.2			C Clear
			T  22.3/22.4 28.2/28.3 Matt only T  25.0 30.2 R1.6			G Green
						R Red

Dimensions

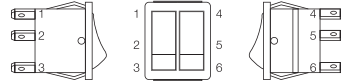
Panel thickness
A,Q 0.75 to 3.3mm
L,B,T 0.75 to 2.5mm
R 0.75 to 3.0mm



Call sales for terminal spacing details

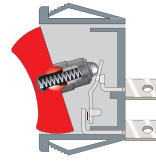
Twin units

Two single switches or a switch and an indicator light can be assembled side by side in one double Contact body.



For twin units the first set of order format details refer to the left hand unit, when looking at the front of the assembly.
 (This has terminal numbers 1, 2 & 3)

Splash Resistant



Feather edge seals and a close fitting collar protect current carrying parts from moisture.

B option has Hytrel collar/seals for enhanced protection.

Insert Colour	Lamp Voltage	Legend	Legend Colour	Options
Blank	Blank	Blank	Blank	Finish Matt is standard.
R Red	2 125V Neon	602A	B Black	Colour Call factory for custom colours. A full range is available for large orders.
W White	3 250V Neon		W White	Legend printing Select from the examples or call factory for custom legends.
	5 12Vdc LED (P Rocker)			Lamp voltage Call factory for details.
	6 24Vdc LED (P Rocker)			
	7 12V Filament			
	8 24Vdc Filament			

Examples



□ C1500A/C1500AL



□ C1500A/C0430AL



□ C1500X/C1500XL



□ C1520A/C1510AL



□ C1500A/C1520AL



□ C0430A/C0430AL

1550 Standard and 1350 High Inrush

150A to EN61058-1 and 16A 250Vac



Key Features

- Standard rocker switch
- 1350/53 high inrush
- Choice of switching circuits including 3 position
- Push-on, solder and PCB terminals
- Choice of bezel styles
- Choice of panel cut outs
- Matching indicator
- Double Contact
- Splash resistant option
- Panel cut out 'A' style: 27.2 x 22.3mm

Approvals and specifications

1550 Series 16(4)A 250Vac T125 (Pending)

UL 16A 250Vac, (2 posn) 250Vac 1hp, 125Vac 1/2hp, 1350 72 Vdc 7A (3 posn) 250 Vac 1/2hp, 125Vac 1/4hp. UL 85°C


In house test:

10A 24Vdc—Indicative rating only. NB Types fitted with Neon will not illuminate for low DC voltage applications.

1350 series 16(4)A 250Vac T125 1E4 (10,000 Ops.)
1330 series 16(6)A 250Vac T125 1E4 (10,000 Ops.)
150A Inrush to EN61058-1.

Terminal	Function		Rocker	Body
C 	Standard 1550 	0480 X terminal N/A 	A Softline Matt 	Panel cut-out Bezel Cut-outs must be punched in the direction of insertion
H 	1551 HP rating N/A 	High Inrush 1350 Not W, X or B rocker 	B Splash resistant Softline 	A
K 	1552 HP rating N/A 	1353 Not W, X or B rocker 	V Curved Matt or Gloss Gloss only Lit (not momentary) 	B
T 	1553 Not W, X or B rocker 	High Inrush 1300 ON - OFF 	W Splash resistant Curved 	H
U 	1560 μ 	1561 μ HP rating N/A 	P Lit window Matt Lit (not momentary) 	Q
X 	1562 μ In house tests only 	1570 μ 125V & 250V 1/2 HP H terminal rated T100 only H terminal rated T100 only 	X Two colour Matt (ON OFF only - not momentary) 	R
PCB 0.8Sq* 	1571 μ HP rating N/A H terminal rated T100 only 	1572 μ HP rating N/A H terminal rated T100 only 	F Flat Lens Gloss (0480) 	T
			A Softline lens Matt (0480 only) as F but with raised profile 	

Approvals and specifications (continued)

 **UL 20A 250Vac 1hp, 125Vac 1/2hp.**
UL 72Vdc 7A, 36Vdc 14A.
UL 85°C.

In house test:

20A 24Vdc—Indicative rating only

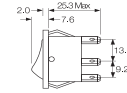
3mm contact gap except if marked μ .

Splash Resistance




1300 High inrush, positive break switching
The 1300 series mechanism ensures contact welds formed at switch-on are positively separated by the plunger tube acting directly on the step in the moving contact.

Dimensions



Panel thickness

A,Q 0.75 to 3.3mm
L,B,T 0.75 to 2.5mm
R 0.75 to 3.0mm

Finish	Body Colour	Rocker Colour	Insert Colour	Lamp Voltage	Legend	Legend Colour	Options
<div>M</div> <div>Matt</div>	<div>B</div> <div>Black</div>	<div>Un-Lit</div> <div>B</div> <div>Black</div>	<div>Blank</div>	<div>Blank</div>	<div>Blank</div>	<div>Blank</div>	<div>Finish</div> <div>Matt is standard.</div>
<div>G</div> <div>Gloss</div> <div>Applies to both Rocker & Body</div>	<div>W</div> <div>White</div>	<div>R</div> <div>Red</div>	<div>R</div> <div>Red</div>	<div>2</div> <div>125V Neon</div>	<div>602A</div>	<div>B</div> <div>Black</div>	<div>Colour</div> <div>Call sales for custom colours. A full range is available for large orders.</div>
		<div>W</div> <div>White</div>	<div>W</div> <div>White</div>	<div>3</div> <div>250V Neon</div>		<div>W</div> <div>Black</div>	<div>Legend printing</div> <div>Select from the examples or call sales for custom legends.</div>
		<div>Lit</div> <div>A</div> <div>Amber</div>		<div>5</div> <div>12Vdc LED (P Rocker)</div>		<div>W</div> <div>White</div>	<div>Lamp voltage</div> <div>Call sales for details.</div>
		<div>G</div> <div>Green</div>		<div>6</div> <div>24Vdc LED (P Rocker)</div>			<div>Blanking plates A0494</div> <div>Dummy units to fill unused panel holes.</div>
		<div>C</div> <div>Clear</div>		<div>7</div> <div>12V Filament</div>			<div>Protective cover</div> <div>Snaps on to A, L, Q or T bodies (add G after body in cat no). This reduces panel thickness by 1mm.</div>
<div>R</div> <div>Red</div>	<div>8</div> <div>24Vdc Filament</div>					<div></div>	
<div>Examples</div>							

Examples




 C1350AL ---




 C1550XL ---



 C1553PL ---



 C1553RA ---
Shown with M614
bezel cover




Optional snap-in
M441 barrier



C1553AA with M616
guard Cut-out
22.0/22.1 x 29.4/29.5
Guard accepts "A"
body only



 C0480RA ---
Shown with
M614 bezel
cover



 C0480AL ---

Panel sealing washer W42 is available for the above body sizes. This reduces panel thickness by a further 1.00mm.
Covers are not suitable for momentary types.

For all options call sales.

1550 Standard & 1350 High Inrush Switches

150A to EN61058-1 and 16A 250Vac/250Vac

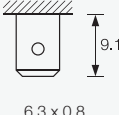


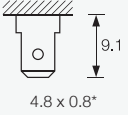


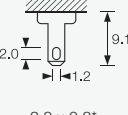

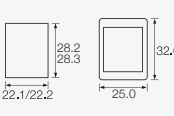
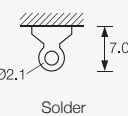
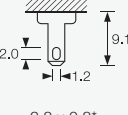
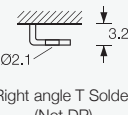

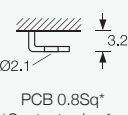

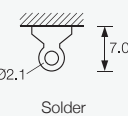
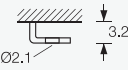
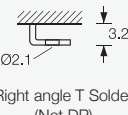

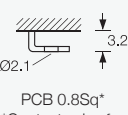

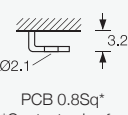

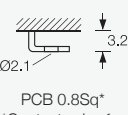
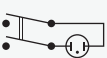
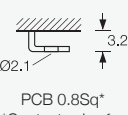


Key Features

- Standard rocker switch
- 1350/53 high inrush
- Choice of switching circuits including 3 position
- Push-on, solder and PCB terminals
- Choice of bezel styles
- Choice of panel cut outs
- Matching indicator
- Double Contact
- Option with guard & cover
- DC LED Illumination Available for "P" Rocker
- Bezel size 'G' style 32.0 x 25.0


Approvals and specifications

- 1550 Series 16(4)A 250Vac T125 (Pending)
- UL 16A 250Vac, (2 posn) 250Vac 1hp, 125Vac 1/2hp, (3 posn) 250 Vac 1/2hp, 125Vac 1/4hp. UL 85°C.
- 1350 series 16(4)A 250Vac T125 1E4 (10,000 Ops.)
- 1330 series 16(6)A 250Vac T125 1E4 (10,000 Ops.)
- 150A Inrush to EN61058-1.

Terminal	Function	Rocker	Body	Finish	Body Colour	Rocker Colour
C 	Standard 1550 1551 HP rating N/A	 ON - OFF	A Softline Matt 	M Matt	B Black	Un-Lit B Black
H 	1552 HP rating N/A	 ON - OFF (momentary ON)	H  Matt only	G Gloss	W White	R Red
K 	1553 Not W, X or B rocker	 ON - OFF (momentary OFF)	G  Matt only	Applies to both Rocker & Body		W White
T 	1560 µ	 ON - OFF Lit	V Curved Matt or Gloss Gloss only Lit (not momentary)			Lit A Amber
U 	1561 µ HP rating N/A	 ON - ON (Momentary 1 Side)				G Green
X 	1562 µ In house tests only	 ON - ON 2 Circuit				C Clear
T 	1570 µ 125V & 250V 1/2 HP H terminal rated T100 only H terminal rated T100 only	 ON - OFF - ON	P Lit window Matt Lit (not momentary)			R Red
U 	1571 µ HP rating N/A H terminal rated T100 only	 ON - OFF - ON (momentary 1 side)				
X 	1572 µ HP rating N/A H terminal rated T100 only	 ON - OFF - ON (momentary 2 sides)				
X 	High Inrush 1350 Not W, X or B rocker	 ON - OFF				
X 	1353 Not W, X or B rocker	 ON - OFF Lit				
X 	High Inrush 1300 ON - OFF					

Approvals and specifications cont..

In house test:
10A 24Vdc—Indicative rating only

 **UL 20A 250Vac 1hp, 125Vac 1/2hp.**
UL 72Vdc 7A, 36Vdc 14A, UL 85°C.

In house test:
20A 24Vdc—Indicative rating only

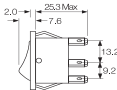
3mm contact gap except if marked μ

Splash Resistance



1350 High inrush, positive break switching
The 1350 series mechanism ensures contact welds formed at switch-on are positively separated by the plunger tube acting directly on the step in the moving contact.

Dimensions



Panel thickness
G, H 0.75 to 2.5mm
Terminal spacing - Contacts 10.2 between centres

Insert Colour	Lamp Voltage	Legend	Legend Colour	Options
Blank	Blank	Blank	Blank	Finish Matt is standard.
R Red	2 125V Neon	602A	B Black	Colour Call sales for custom colours. A full range is available for large orders.
W White	3 250V Neon		W White	Legend printing Select from the examples or call sales for custom legends.
	5 12Vdc LED (P Rocker)			Lamp voltage Call sales for details.
	6 24Vdc LED (P Rocker)			
	7 12V Filament			
	8 24Vdc Filament			

Examples



 C1553AH ---



 C1550AH ---

R13 Round Rocker Switches

10A 250Vac



Key Features

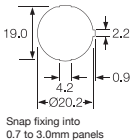
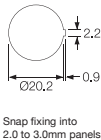
- Miniature round rocker switch
- Ratings up to 10A, 250Vac
- Single & double Contact
- Illuminated & nonilluminated, neon andLED
- Choice of actuators
- Matching indicator
- Panel cut out: 20.2 dia.

Approvals and specifications

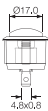
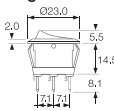
RoHS compliant
Single Contact has μ contact gap.

Special products
Are made to order and can be supplied with a range of body and rocker / lens colours, print & lamp voltage.

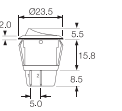
Dimensions



Single Contact



Double Contact




Protective cover L188



Snap on to bodies (not R13 211 or R13 112LP), this reduces maximum acceptable panel thickness to 2.4mm.

Examples



R13 112B NAA



R13 112A AAA



R13 112A2 ---

R13 / 112 / A / B / B / 3 / 2 / 602A / W / L188

Series Type Function Body Colour Rocker Colour Insert Colour Lamp Voltage Legend Legend Colour Legend Colour

Product details



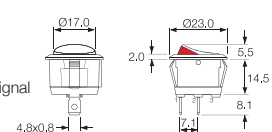
1 2
SP ON - OFF μ
Cat no.
R13 112A AAA



1 2 3
SP ON - OFF μ
Lit 230V
Cat no.
R13 112B NAC



1 2
SP ON - OFF μ
Bright colour ON signal
Cat no.
R13 112A2 - -



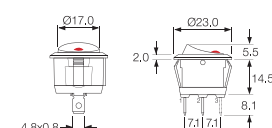
1 2
SP ON - OFF μ
Cat no.
R13 112A AAB



1 2 3
SP ON - ON μ
Cat no.
R13 112C AAA



1 2 3
SP ON - OFF μ
Lit Window
Cat no.
R13 112B2 - -



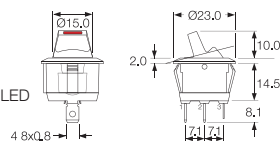
1 2 3
SP ON - OFF μ
Lit 230V
Cat no.
R13 112B NAA



1 2 3
SP ON - OFF - ON μ
Cat no.
R13 112D AAA



12 3- 3+
SP ON - OFF μ
Paddle tip has red LED
Cat no.
R13 112LP - -




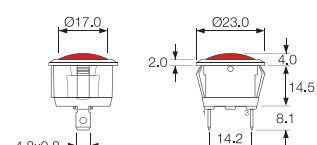
1 2 3
SP ON - OFF μ
Lit 230V
Cat no.
R13 112B NAB




SP ON - OFF μ
(Momentary ON)
Cat no.
R13 208F AAA*



1 3
Indicator light
Cat no.
R9 92B - - -



DP ON - OFF
Cat no.
R13 244A AAA



DP ON - OFF
Lit 230V
Cat no.
R13 244B NAA